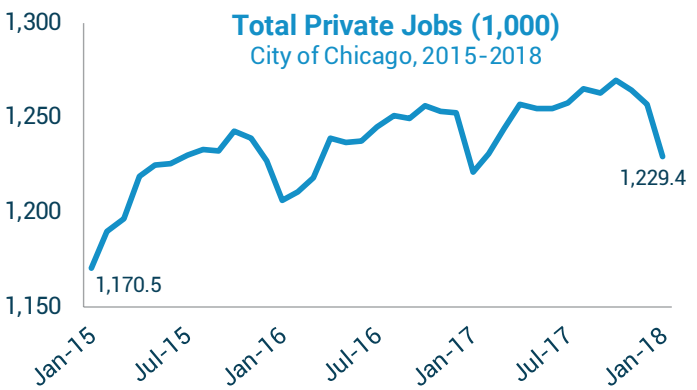
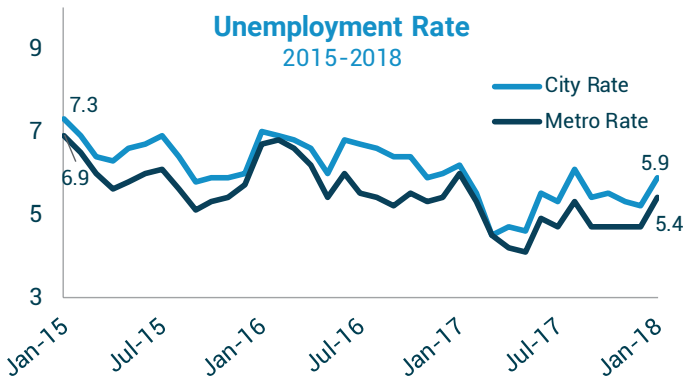


| | | | |
|--|---|--|---|
| <h1 style="margin: 0;">8,147</h1> <p style="margin: 0;">New Jobs-City YOY Growth, January 2018</p> | <h1 style="margin: 0;">7.8%</h1> <p style="margin: 0;">Chicago Business Barometer YOY Change, February 2018</p> | <h1 style="margin: 0;">2.9%</h1> <p style="margin: 0;">Patents Issued-City YOY Growth, February 2018</p> | <h1 style="margin: 0;">6.9%</h1> <p style="margin: 0;">Air Cargo Tonnage-MSA YOY Growth, January 2018</p> |
|--|---|--|---|

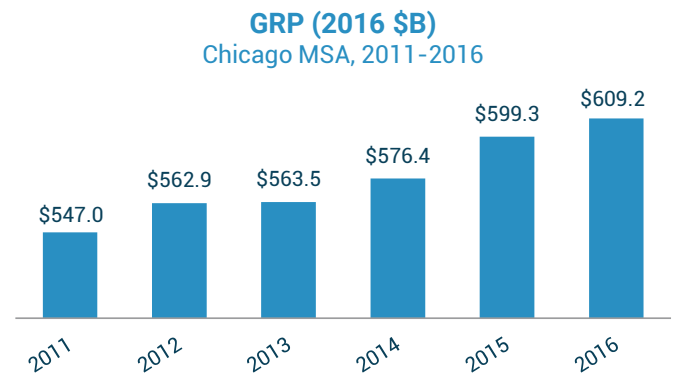
Key Trends

- The Chicago (city) economy has **expanded by an estimated 8,147 jobs** year-over-year since January 2017. The largest gains were in the **Leisure and Hospitality (+3,976)**, **Educational and Health Services (+3,514)**, and **Financial Services (+3,374)** sectors.
- The City of Chicago's **unemployment rate decreased** from 6.2 in January 2017 to 5.9 in January 2018.
- **Air Cargo Tonnage increased** by 6.9% from 143,097 tons in January 2017 to 152,967 tons in January 2018.
- The **Chicago Business Barometer (Purchasing Managers Index) increased** from 57.4 in February 2017 to 61.9 in February 2018.

LABOR FORCE

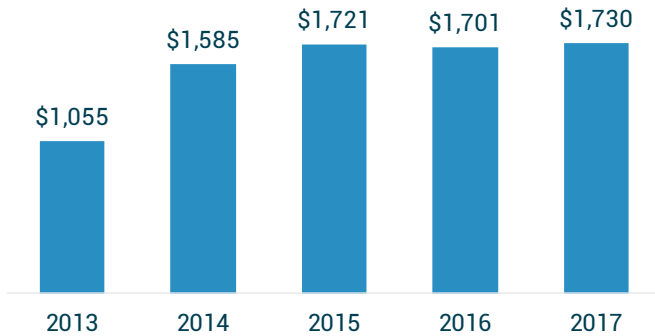


BUSINESS ECONOMY



INNOVATION

Startup Funding (\$M)
City of Chicago, 2013-2017



Patents

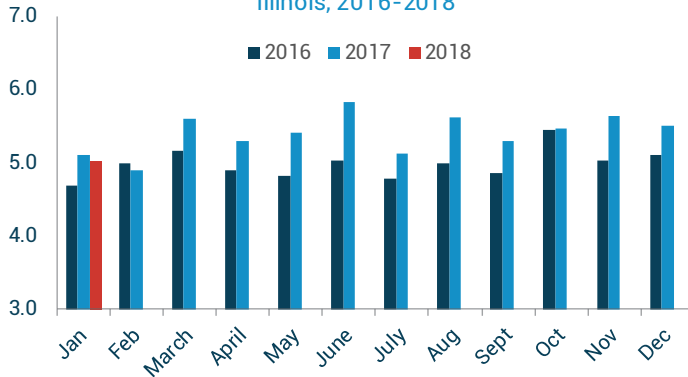
City of Chicago, 2017-2018



INTERNATIONAL

Exports (\$B)

Illinois, 2016-2018



Air Cargo Tonnage (Thousands)

O'Hare and Midway, 2017-2018



World Business Chicago is a public-private, non-profit partnership that drives inclusive economic growth and job creation, supports business, and promotes Chicago as a leading global city.

Data is current as of 03/28/18, preliminary estimates are subject to revision. Data is not adjusted for seasonality unless noted. The Chicago metropolitan statistical area (MSA) consists of a 14-county, tri-state region: Cook, DeKalb, DuPage, Grundy, Kane, Kendall, Lake, McHenry, and Will counties in Illinois; Jasper, Lake, Newton, and Porter counties in Indiana; and Kenosha County in Wisconsin. Midwest data reflects totals for Illinois, Indiana, Iowa, Kansas, Michigan, Minnesota, Missouri, Nebraska, North Dakota, Ohio, South Dakota, and Wisconsin.

Sources: Illinois Department of Employment Security, American Institute of Architects, U.S. Patent and Trademark Office, USA Trade Online, Manpower Group, Chicago Department of Aviation, Institute for Supply Management, Built in Chicago, Moody's.